

Bellmont<sup>®</sup>  
cabinet co.

1900  
series

# Bellmont<sup>®</sup> 1900 series

cabinet co.

Accentuate your home décor.

Express your individuality.

Create a tailored - to - fit style.

Bellmont 1900 has door styles and finishes that can give you the style and feel of a Tuscan Villa, a Southwest Hacienda, a Craftsman Bungalow, or an edgy Metropolitan Penthouse. And with Bellmont's affordable custom capabilities and tremendous selection of storage enhancements, form and function will live in harmony. So use this brochure for concepts and selections, then bring your vision into focus by working with a Bellmont Dealer design professional.







**CONCORD**  
Alder Autumn

ALDER  
RUSTIC ALDER  
CHERRY  
MAPLE  
RED OAK  
  
QTR. SAWN  
WHITE OAK  
RIFT WHITE OAK  
RIBBON MAHOGANY  
SAPELE  
WALNUT  
  
PAINT FINISH



**SAVANNAH**  
Maple Spice

ALDER  
RUSTIC ALDER  
CHERRY  
MAPLE  
RED OAK  
  
QTR. SAWN  
WHITE OAK  
RIFT WHITE OAK  
RIBBON MAHOGANY  
SAPELE  
WALNUT  
  
PAINT FINISH



**HIGHLAND**  
Cherry Spice

ALDER  
RUSTIC ALDER  
CHERRY  
MAPLE  
RED OAK  
  
QTR. SAWN  
WHITE OAK  
SAPELE  
WALNUT  
  
PAINT FINISH



**BROADMOOR**  
Cherry Sienna

ALDER  
RUSTIC ALDER  
CHERRY  
MAPLE  
RED OAK  
  
QTR. SAWN  
WHITE OAK  
RUSTIC HICKORY  
RIBBON MAHOGANY  
SAPELE  
WALNUT  
  
PAINT FINISH



**MONTICELLO**  
Cherry Bordeaux Black Glaze

ALDER  
RUSTIC ALDER  
CHERRY  
MAPLE  
RED OAK  
  
QTR. SAWN  
WHITE OAK  
SAPELE  
WALNUT  
  
PAINT FINISH



**BOSTON**  
Rustic Alder Golden

ALDER  
RUSTIC ALDER  
CHERRY  
MAPLE  
RED OAK  
  
QTR. SAWN  
WHITE OAK  
RUSTIC HICKORY  
RIBBON MAHOGANY  
SAPELE  
WALNUT  
  
PAINT FINISH



**CRYSTAL**  
Cherry Brandy

ALDER  
RUSTIC ALDER  
CHERRY  
MAPLE  
RED OAK  
  
QTR. SAWN  
WHITE OAK  
RUSTIC HICKORY  
RIBBON MAHOGANY  
SAPELE  
WALNUT  
  
PAINT FINISH



**CRYSTAL ARCH**  
Maple Golden

ALDER  
RUSTIC ALDER  
CHERRY  
MAPLE  
RED OAK  
  
QTR. SAWN  
WHITE OAK  
RUSTIC HICKORY  
RIBBON MAHOGANY  
SAPELE  
WALNUT  
  
PAINT FINISH

## Drawer Face Options

With Belmont 1900, most frame and panel door styles have a no charge drawer face option, choose between door 'styled' drawer faces, or plain 'slab' drawer faces.



**JEFFERSON**  
Cherry Folkstone Black Glaze

ALDER  
RUSTIC ALDER  
CHERRY  
MAPLE  
RED OAK  
  
QTR. SAWN  
WHITE OAK  
RIFT WHITE OAK  
RUSTIC HICKORY  
RIBBON MAHOGANY  
SAPELE  
WALNUT  
  
PAINT FINISH



Providence Alder Saffron Villa III  
Cherry French Roast





Springfield Sapele Nutmeg  
w/ Java accents  
Pg 6



- ALDER
- RUSTIC ALDER
- CHERRY
- MAPLE
- RED OAK
  
- QTR. SAWN
- WHITE OAK
- RUSTIC HICKORY
- RIBBON MAHOGANY
- SAPELE
- WALNUT
  
- PAINT FINISH

PROVIDENCE  
Cherry Rosemary Villa III



- ALDER
- RUSTIC ALDER
- CHERRY
- MAPLE
- RED OAK
  
- QTR. SAWN
- WHITE OAK
- RIFT WHITE OAK
- RIBBON MAHOGANY
- SAPELE
- WALNUT
  
- PAINT FINISH

SPRINGFIELD  
Cherry Sienna Black Glaze

Classic  
styles  
with  
exquisite  
details.



Lancaster Alder Taupe w/ Black Glaze  
w/ Java accents



- ALDER
- RUSTIC ALDER
- CHERRY
- MAPLE
- RED OAK
  
- QTR. SAWN
- WHITE OAK
- SAPELE
- WALNUT
  
- PAINT FINISH

LANCASTER  
Alder Taupe Black Glaze



- ALDER
- RUSTIC ALDER
- CHERRY
- MAPLE
- RED OAK
  
- QTR. SAWN
- WHITE OAK
- RUSTIC HICKORY
- RIBBON MAHOGANY
- SAPELE
- WALNUT
  
- PAINT FINISH

RICHMOND  
Cherry Bourbon Black Glaze



- ALDER
- RUSTIC ALDER
- CHERRY
- MAPLE
- RED OAK
  
- QTR. SAWN
- WHITE OAK
- RUSTIC HICKORY
- SAPELE
- WALNUT
  
- PAINT FINISH

COTTAGE  
Painted Biscuit





Park Avenue  
Walnut Natural  
Cherry Raisin



MADISON  
Maple Autumn

ALDER  
RUSTIC ALDER  
CHERRY  
MAPLE  
RED OAK

QTR. SAWN  
WHITE OAK  
RUSTIC HICKORY  
RIBBON MAHOGANY  
SAPELE  
WALNUT

PAINT FINISH



BRIARCLIFF  
Cherry Brandy Black Glaze

ALDER  
RUSTIC ALDER  
CHERRY  
MAPLE  
RED OAK

QTR. SAWN  
WHITE OAK  
RUSTIC HICKORY  
RIBBON MAHOGANY  
SAPELE  
WALNUT

PAINT FINISH



Milan Alder Taupe  
Linea VG Wenge



MILAN  
Cherry Golden

ALDER  
RUSTIC ALDER  
CHERRY  
MAPLE  
RED OAK

QTR. SAWN  
WHITE OAK  
RUSTIC HICKORY  
RIBBON MAHOGANY  
SAPELE  
WALNUT

PAINT FINISH



VENICE  
Cherry Bourdeaux

ALDER  
RUSTIC ALDER  
CHERRY  
MAPLE  
RED OAK

QTR. SAWN  
WHITE OAK  
RUSTIC HICKORY  
RIBBON MAHOGANY  
SAPELE  
WALNUT

PAINT FINISH



PARK AVENUE  
Walnut Natural

ALDER  
RUSTIC ALDER  
CHERRY  
MAPLE  
RED OAK

QTR. SAWN  
WHITE OAK  
RUSTIC HICKORY  
RIBBON MAHOGANY  
SAPELE  
WALNUT

PAINT FINISH



LUXE  
Cherry Auburn

ALDER  
RUSTIC ALDER  
CHERRY  
MAPLE  
RED OAK

QTR. SAWN  
WHITE OAK  
SAPELE  
WALNUT

PAINT FINISH



AVALON  
Cherry Espresso

ALDER  
RUSTIC ALDER  
CHERRY  
MAPLE  
RED OAK

QTR. SAWN  
WHITE OAK  
RIFT WHITE OAK  
RUSTIC HICKORY  
SAPELE  
WALNUT

PAINT FINISH




BELLA  
Cherry Thundercloud Black Glaze

ALDER  
RUSTIC ALDER  
CHERRY  
MAPLE  
RED OAK

QTR. SAWN  
WHITE OAK  
RIFT WHITE OAK  
RUSTIC HICKORY  
RIBBON MAHOGANY  
SAPELE  
WALNUT

PAINT FINISH



NAPLES  
Maple Java

ALDER  
RUSTIC ALDER  
CHERRY  
MAPLE  
RED OAK

QTR. SAWN  
WHITE OAK  
RIFT WHITE OAK  
RUSTIC HICKORY  
RIBBON MAHOGANY  
SAPELE  
WALNUT

PAINT FINISH





ALDER  
RUSTIC ALDER  
CHERRY  
MAPLE  
RED OAK

RIBBON MAHOGANY  
SAPELE  
WALNUT

PAINT FINISH

**HAIKU**  
Walnut Natural



ALDER  
RUSTIC ALDER  
CHERRY  
MAPLE  
RED OAK

RIBBON MAHOGANY  
SAPELE  
WALNUT

PAINT FINISH

**HANA**  
Sapele Natural



ALDER  
RUSTIC ALDER  
CHERRY  
MAPLE

RIBBON MAHOGANY  
SAPELE  
WALNUT

PAINT FINISH

**LANAI**  
Cherry Natural



ALDER  
RUSTIC ALDER  
CHERRY  
MAPLE

RIBBON MAHOGANY  
SAPELE  
WALNUT

PAINT FINISH

**KAHANA**  
Sapele Sienna



ALDER  
RUSTIC ALDER  
CHERRY  
MAPLE  
RED OAK

QTR. SAWN  
WHITE OAK  
RUSTIC HICKORY  
SAPELE  
WALNUT

PAINT FINISH

**HACIENDA**  
Rustic Alder Butterscotch Villa III



CHERRY  
SAPELE  
WALNUT

**ISLANDS**  
Sapele w/ Caramelized Bamboo  
Center Panel Natural



ALDER  
RUSTIC ALDER  
CHERRY  
MAPLE  
RED OAK

QTR. SAWN  
WHITE OAK  
RUSTIC HICKORY  
RIBBON MAHOGANY  
SAPELE  
WALNUT

PAINT FINISH

**TAHOE**  
Rustic Alder Golden Mocha Glaze



Islands Walnut w/  
Caramelized Bamboo  
Center Panel Natural



Tahoe Rustic Alder  
Golden w/ Mocha Glaze  
Bottom Left- Richmond  
Rosemary Villa III





ALDER  
RUSTIC ALDER  
CHERRY  
MAPLE  
RED OAK

QTR. SAWN  
WHITE OAK  
RIFT WHITE OAK  
RIBBON MAHOGANY  
SAPELE  
WALNUT

PAINT FINISH

**AVANT**  
Rift White Oak Peppercorn



ALDER  
RUSTIC ALDER  
CHERRY  
MAPLE  
RED OAK

QTR. SAWN  
WHITE OAK  
RIFT WHITE OAK  
SAPELE  
WALNUT  
BAMBOO

Also available with  
Inset Handle as  
Relax-IH

**RELAX**  
Rift White Oak Natural



ALDER  
RUSTIC ALDER  
CHERRY  
MAPLE  
RED OAK

QTR. SAWN  
WHITE OAK  
RIFT WHITE OAK  
RUSTIC HICKORY  
RIBBON MAHOGANY  
SAPELE  
WALNUT

**BERKELEY**  
Cherry Sienna



ALDER  
RUSTIC ALDER  
CHERRY  
MAPLE  
RED OAK

QTR. SAWN  
WHITE OAK  
RIFT WHITE OAK  
RIBBON MAHOGANY  
SAPELE  
WALNUT

PAINT FINISH

**SONOMA**  
Alder Peppercorn



Mesa Alder Bourbon



ALDER  
RUSTIC ALDER  
CHERRY  
MAPLE  
RED OAK

QTR. SAWN  
WHITE OAK  
RIFT WHITE OAK  
RIBBON MAHOGANY  
SAPELE  
WALNUT  
BAMBOO

PAINT FINISH

**SHAKER**  
Cherry Natural



ALDER  
RUSTIC ALDER  
CHERRY  
MAPLE  
RED OAK

QTR. SAWN  
WHITE OAK  
RIFT WHITE OAK  
RUSTIC HICKORY  
RIBBON MAHOGANY  
SAPELE  
WALNUT

PAINT FINISH

**WHISTLER**  
Qtr. Sawn White Oak Praline



ALDER  
RUSTIC ALDER  
CHERRY  
MAPLE  
RED OAK

QTR. SAWN  
WHITE OAK  
RIFT WHITE OAK  
RIBBON MAHOGANY  
SAPELE  
WALNUT

PAINT FINISH

**OAK PARK**  
Qtr. Sawn White Oak Bourbon



ALDER  
RUSTIC ALDER  
CHERRY  
MAPLE  
RED OAK

QTR. SAWN  
WHITE OAK  
RIFT WHITE OAK  
RIBBON MAHOGANY  
SAPELE  
WALNUT  
BAMBOO

PAINT FINISH

**PASADENA**  
Sapele Bourbon



ALDER  
RUSTIC ALDER  
CHERRY  
MAPLE  
RED OAK

QTR. SAWN  
WHITE OAK  
RIFT WHITE OAK  
RUSTIC HICKORY  
RIBBON MAHOGANY  
SAPELE  
WALNUT

**PALO ALTO**  
Rustic Hickory Folkstone Black Glaze



ALDER  
RUSTIC ALDER  
CHERRY  
MAPLE  
RED OAK

QTR. SAWN  
WHITE OAK  
RIFT WHITE OAK  
RIBBON MAHOGANY  
SAPELE  
WALNUT

PAINT FINISH

**VINTAGE**  
Cherry Brandy Black Glaze




ALDER  
RUSTIC ALDER  
CHERRY  
MAPLE  
RED OAK

QTR. SAWN  
WHITE OAK  
RIFT WHITE OAK  
RIBBON MAHOGANY  
SAPELE  
WALNUT

PAINT FINISH

NOTE: Available  
w/ styled drawer  
face as Pomona

**MESA**  
Alder Bourbon



ALDER  
RUSTIC ALDER  
CHERRY  
MAPLE  
RED OAK

QTR. SAWN  
WHITE OAK  
RIFT WHITE OAK  
RUSTIC HICKORY  
RIBBON MAHOGANY  
SAPELE  
WALNUT

**PIEDMONT**  
Cherry Sienna



LUMICOR ACRYLIC INSERT OPTIONS



Searchlight



Oyster Linen




Natural Leaves



Coastal Light



Meadow




Autumn Zito Light


# Wood Frame Door Options

Think beyond glass and select an acrylic panel insert or wire mesh insert for that personalized touch.


WIRE MESH INSERT GRILL OPTIONS




322



303



R321



R322



321



212

NOTE: Not all wire mesh insert options shown.

# Metal Frame Door Options

Work with your Belmont dealer to select the right combination of metal frame style, frame finish, and insert panel. Choose from six frame styles, five frame finishes, and fifteen inserts. Over three hundred possible combinations.

Frame & Inserts shown (to the right)

Frame M-3 - Black  
Insert - 05Z Zenolite Olive

Frame M-3 - Oil Rubbed Bronze  
Insert - 01A Bear Grass

Frame M-3 - Brushed Stainless  
Insert - 04Z Zenolite Mocha

Frame M-3 Anodized Aluminum  
Insert - 04G Master Carre Glass

Frame M-3 - Also available in Polished Chrome (not shown)



NOTE: Not all metal frame and Insert options shown.



STYLE A Frame for Glass\*    STYLE B Frame for Glass\*    STYLE C Frame for Glass\*    STYLE D Frame for Glass\*    STYLE E Frame for Glass\*    STYLE F Frame for Glass\*    STYLE G Frame for Glass\*    STYLE X Frame for Glass\*

GLASS NOT INCLUDED. \*Not all frame for glass options available on all door styles. Check with your dealer for available options.

Go for the wow factor with our acid-etched painted glass panels inserted in a pencil edge metal frame door.

Nine glass colors available.

- 00 Ice White
- 01 Black
- 02 Silk
- 03 Pearl
- 04 Sky
- 05 Mandarino
- 06 Giada
- 07 Caffè
- 08 Rosso



## PAINTED METAL FRAME DOOR OPTIONS



Linea HZ Wenge  
M-3 Brushed Stainless Frame Clear Glass



# Painted Doors

Shown here is just a sampling of over forty door styles available in the timeless look of paint finishes.

Our durable paint finishes are achieved via layers of pigmented color primer coats and then finished with a protective clear coat of our eco sensitive conversion varnish. Select paint finishes are also available with glazing.



Venice Biscuit Paint w/ Mocha Glaze  
Island- Cherry Sienna



SEASIDE  
Greige Paint

PAINT FINISHES  
ALABASTER  
AMAZON  
BISCUIT  
CITYSCAPE  
GREIGE  
PAVESTONE  
SILVERPLATE  
WHITE  
  
PAINT  
w/ GLAZE  
  
HEIRLOOM  
COLLECTION



CORONADO  
White Paint

PAINT FINISHES  
ALABASTER  
AMAZON  
BISCUIT  
CITYSCAPE  
GREIGE  
PAVESTONE  
SILVERPLATE  
WHITE  
  
PAINT  
w/ GLAZE  
  
HEIRLOOM  
COLLECTION



RICHMOND  
Heirloom Veil Paint

PAINT FINISHES  
ALABASTER  
AMAZON  
BISCUIT  
CITYSCAPE  
GREIGE  
PAVESTONE  
SILVERPLATE  
WHITE  
  
PAINT  
w/ GLAZE  
  
HEIRLOOM  
COLLECTION



SPRINGFIELD  
Pavestone Paint

PAINT FINISHES  
ALABASTER  
AMAZON  
BISCUIT  
CITYSCAPE  
GREIGE  
PAVESTONE  
SILVERPLATE  
WHITE  
  
PAINT  
w/ GLAZE  
  
HEIRLOOM  
COLLECTION

# Bellmont Color Select Program

You've decided on painted finish cabinetry, yet the standard color offerings just don't match your vision...

Bellmont 1900 has the solution with its optional Color Select Paint Finish program allowing you to choose from literally thousands of colors. These colors are existing Sherwin-Williams interior latex paint color offerings, which further allow you to coordinate wall and trim finishes. And you get the same high quality factory-applied conversion varnish paint finish as used on our standard color offerings. It's simple. Pick a door style, and pick a color. Meet with your Belmont Dealer Professional for more details.







**SHAKER**  
Caramelized Bamboo

ALDER  
RUSTIC ALDER  
CHERRY  
MAPLE  
RED OAK  
  
QTR. SAWN  
WHITE OAK  
RIFT WHITE OAK  
RIBBON MAHOGANY  
SAPELE  
WALNUT  
BAMBOO  
  
PAINT FINISH



**BURMA**  
Natural Bamboo

NATURAL BAMBOO  
CARAMELIZED BAMBOO  
  
FEATURES VERTICAL  
GRAIN MATCH.



**BALI**  
Caramelized Bamboo


NATURAL BAMBOO  
CARAMELIZED BAMBOO

Flat panel  
Bamboo &  
veneer doors  
are clean,  
stylish &  
modern.



**METRO**  
Red Oak Veneer Java

WOOD VENEERS:  
CHERRY  
MAPLE  
RED OAK  
  
QTR. SAWN  
WHITE OAK  
RIFT WHITE OAK  
SAPELE  
WALNUT



**MADRID**  
Rift White Oak Veneer Bistro

WOOD VENEERS:  
QTR. SAWN  
WHITE OAK  
RIFT WHITE OAK  
SAPELE  
WALNUT  
  
NOTE:  
ALSO AVAILABLE  
AS PARIS DOOR  
STYLE WITH  
VERTICAL GRAIN  
(NOT GRAIN MATCHED)



Burma Bamboo Natural



**CORSICA**  
Walnut Veneer Natural

WOOD VENEERS:  
CHERRY  
MAPLE  
RED OAK  
  
SAPELE  
WALNUT  
  
WOOD VENEER  
OVERLAYS THE  
SOLID WOOD  
EDGE-BANDING.



**STOCKHOLM**  
Sapele Veneer Natural

WOOD VENEERS:  
CHERRY  
MAPLE  
RED OAK  
  
QTR. SAWN  
WHITE OAK  
RIFT WHITE OAK  
SAPELE  
WALNUT  
  
FEATURES  
VERTICAL  
GRAIN MATCH.



**GENEVA**  
Cherry Veneer Sienna

WOOD VENEERS:  
CHERRY  
MAPLE  
RED OAK  
  
RIFT WHITE OAK  
SAPELE  
WALNUT  
  
WOOD VENEER  
OVERLAYS THE SOLID  
WOOD EDGE-BANDING.



Stockholm Sapele Sienna





Linea HZ White Oak  
Island: Linea HZ Wenge



- VG FIR
- VG GRAY OAK
- VG MAHOGANY
- VG TEAK
- VG WENGE
- VG WHITE OAK

FEATURES VERTICAL  
GRAIN MATCH.

**MESSINA**  
VG Gray Oak



- HZ FIR
- HZ GRAY OAK
- HZ MAHOGANY
- HZ TEAK
- HZ WENGE
- HZ WHITE OAK

**LINEA**  
HZ Wenge



- HZ FIR
- HZ GRAY OAK
- HZ MAHOGANY
- HZ TEAK
- HZ WENGE
- HZ WHITE OAK

← WOOD VENEER →  
OVERLAYS THE SOLID  
WOOD EDGEBANDING.

**RAVENNA**  
HZ Mahogany



- VG FIR
- VG GRAY OAK
- VG MAHOGANY
- VG TEAK
- VG WENGE
- VG WHITE OAK

**ROMA**  
VG White Oak

## Ultima Collection Veneers



VG FIR

VG WHITE OAK

VG TEAK



VG GRAY OAK

VG MAHOGANY

VG WENGE

The clean look  
of **green.**

Exotic woods are replicated using real wood veneers & high tech, eco-sensitive manufacturing processes.



## Door Handle Options

Take your contemporary urban styled design ideas to the next level with our Inset Handle or J-Pull Handle offerings.

These factory installed handle options are available on most wood veneer, laminate, and foil door style offerings.

Meet with your Bellmont Dealer Professional to view samples and discuss the best combination for your home interior.



INSET DOOR HANDLE (IH) - TWO STYLE CHOICES



J-PULL HANDLE (JP)



TERRA  
Stone Thermal Structured Surface

PATTERNED LAMINATE COLORS:

- ASH
- BARK
- BARN SIDE
- BEACH
- CANYON
- CARBON
- CHARCOAL
- CLAY
- FIELD
- STONE



Terra Stone  
Lower - Terra Carbon



Revurb Zebrano w/ Java accents



REVURB  
Zebrano Laminate

PATTERNED LAMINATE COLORS:

- EBONY
- NATURAL CANE
- WENGE WOODLINE
- ZEBRANO



FIRMA  
Timber Thermal Structured Surface

PATTERNED LAMINATE COLORS:

- ASPEN
- DRIFTWOOD
- LODGE
- PRAIRIE
- TIMBER



JAZZ  
Red Gloss Laminate

SOLID GLOSS LAMINATE COLORS:

- RED GLOSS
- GRAY GLOSS
- WHITE GLOSS



JAZZ S2  
White Gloss Laminate

SOLID GLOSS LAMINATE COLORS:

- WHITE GLOSS



STRATA  
Sculpted Storm Laminate

TEXTURED LAMINATE COLORS:

- SCULPTED BLACK
- SCULPTED CARDBOARD
- SCULPTED STORM
- SCULPTED WHITE





Express  
**GLITZ & GLAMOUR**  
 with high gloss  
 laminated foils.



WHITE  
 ANTIQUE WHITE

**EURO**  
 White Thermofoil



WHITE  
 ANTIQUE WHITE

**NANTUCKET**  
 Antique White Thermofoil



WHITE  
 ANTIQUE WHITE

**PRISTINE**  
 White Thermofoil



WHITE  
 ANTIQUE WHITE

**VINEYARD**  
 Antique White Thermofoil



PATTERNED COLORS:  
 LINEAR GRAPH GLOSS  
 MARIA ROSE GLOSS  
 SWISS ELM GLOSS  
 WENGE GLOSS

NOTE: Available  
 in vertical grain  
 direction as Virtello.

**LIVELLO**  
 Maria Rose Gloss Thermofoil



SOLID COLORS:  
 CHAMPAGNE ACRYLIC  
 DARK GRAY ACRYLIC  
 GLASS GREEN ACRYLIC  
 GRAPHITE ACRYLIC  
 IVORY ACRYLIC  
 SMOKE ACRYLIC  
 WHITE ACRYLIC

NOTE: Available in  
 Matching (-M) and  
 Combination (-S2)  
 edge banding.

**LUSTRO-S**  
 Ivory Acrylic



SOLID COLORS:  
 ANTIQUE GLOSS  
 MINERAL GLOSS  
 OLIVE GLOSS  
 RED GLOSS  
 RIVER ROCK GLOSS  
 STEEL GLOSS  
 WHITE GLOSS

**LUCIDO**  
 Olive Gloss Thermofoil



SOLID COLORS:  
 WIRED BRONZE  
 WIRED COBALT  
 WIRED COPPER  
 WIRED MERCURY

**COMO**  
 Wired Bronze Gloss Thermofoil



Vineyard White Thermofoil

Achieve  
 value, durability,  
 and the look of  
 classic painted  
 finishes with  
 thermofoil doors.



# Standard and Specialty Wood Offerings for Belmont 1900 Series



## ALDER\*

Native to the Pacific Northwest, Alder has fine smooth straight grain with random mineral streaks and mild color variation. Even though it is classified as a hardwood, Alder is slightly softer than woods such as Cherry or Oak; an excellent wood choice for most door styles and colors.



## CHERRY

Associated with fine furniture for centuries, Cherry is an eastern grown hardwood that exhibits fine, tight grain and mild color variation. Small random pin holes or pitch pockets are common. Cherry darkens with age turning reddish brown in overall tone. Darker stains mask the color change.



## MAPLE

One of the denser and harder of common cabinet woods, Maple shows tight smooth grain patterns. Common

to Maple is the occasional dark mineral streak and mild color variation. Maple tends to yellow with age and light exposure. Good for light toned traditional or contemporary cabinetry.



## RED OAK

Oak is known for its coarse texture, predominant contrasting grain patterns, pin knots, and overall

hardness. Color variations of light brown to reddish brown are typical and show the most with light or natural finishes. Oak is a timeless American classic wood.



## RIBBON MAHOGANY

Also known as Khaya, this warm toned and rich looking wood grows in the tropics of west and

central Africa. The grain is relatively straight and displays an open texture. Coloring is light brown to darker brown with red overtones, and will slightly darken with age.



## RUSTIC HICKORY

Probably the hardest of all typical cabinet woods, Hickory is characterized by its dramatic color variations ranging

from blonde tones to dark brown. The grain is fine, but can be straight or even wavy. With its color variation and interesting grain patterns, Hickory works well for rustic designs.



## QUARTER SAWN & RIFT WHITE OAK

This browner toned oak wood is known for straight open grain and light colored

random flecks. Boards are cut from the log perpendicular to the growth ring creating the unique grain. This wood was used extensively in early arts and crafts or shaker-styled furniture.



## SAPELE

Part of the Mahogany family of woods, Sapele is native to central Africa. It is a dense strong wood most easily


recognized by its well-defined ribbon grain pattern. The medium golden brown coloring will darken with age. For best results, utilize Sapele on flat panel or shaker style doors.



## WALNUT

Black American Walnut grows in the eastern states, and like Cherry, has been synonymous with fine woodworking for

centuries. This darker brown wood has attractive random grain patterns. Walnut will actually lighten with age and light exposure. Walnut makes a rich timeless statement in cabinetry.



## BAMBOO

Actually a grass, Bamboo is sustainably harvested from the same root stalk many times over. Only mature (5-7 year growth)

Bamboo is used for cabinet doors. Color ranges from light blonde to the caramelized honey tone. Excellent choice for Euro-Asian design and to make a strong green statement.

# The Belmont Cabinetry Finishing Process

Great pride is taken in the finishing processes. The rich long-lasting finishes are a result of hand craftsmanship and state of the art automated machinery. Each step is carefully performed, resulting in a beautiful satin luster finish. Durability and low maintenance are provided by the final automated applications of our satin or matte finish conversion varnish top coats. As part of our holistic approach to the environment, we adhere to the use of eco friendly coatings applied under a strict regimen of processes.



## GLAZING

Glazing is a hand rubbed application of a contrasting color that accentuates open grain profiles and door style details. This classic finish process works best with traditional detailed door styles. Due to the processes, door style, wood species, and

color combinations, the final effect can run from subtle to drastic.



## HEIRLOOM

If you like the look of classical painted cabinetry, and want to take it to that level of old world elegance, consider one of our Heirloom offerings. These paint colors include a subtle dry-brush style of glazing resulting in a finish synonymous with heirloom furniture. As with all of our finishes, a clear top coat

of catalyzed conversion varnish is applied to maintain the finish and provide long lasting durability.



## VILLA COLLECTION

An assortment of opaque stain-based colors ideal for accents or complete rooms of cabinetry. Each color is created with a base pigment and glaze combination. Due to the type of stain and application processes, the wood grain characteristics will show through. Villa is


available in three levels with each level adding another hand applied detail such as sand thru and distressing.



## ALDER STAIN COLORS (ALSO AVAILABLE AS RUSTIC ALDER)




## (ALDER STAINS CONTINUED)



## CHERRY STAIN COLORS



## (CHERRY STAINS CONTINUED)



## MAPLE STAIN COLORS




## PAINT COLORS



## RED OAK STAIN COLORS



## (RED OAK STAINS CONTINUED)




\* Premium Stains.

Stain colors are available with either matte or satin finishes.  
Rustic wood species will exhibit random knots & grain variation.

NOTE: Due to printing processes, colors shown in brochure will vary from actual colors.  
Please make final color selections from actual samples.




**QTR SAWN WHITE OAK STAIN COLORS** (ALSO AVAILABLE IN RIFT WHITE OAK FOR SELECT DOOR STYLES.)




Natural Autumn Praline Bourbon Bistro\* Espresso\* Java\* Onyx Graphite Thundercloud\* Peppercorn\* Folkstone\*

**RIBBON MAHOGANY STAIN COLORS**



Natural Sienna Auburn\* Brandy\* Java\*

**RUSTIC HICKORY STAIN COLORS**



Natural Autumn Thundercloud\* Folkstone\*

**SAPELE STAIN COLORS**



Natural Sienna Bourbon Auburn\* Brandy\* French Roast\* Java\*

**WALNUT STAIN COLORS**



Natural Sienna Bourbon

**BAMBOO OPTIONS**



Natural Caramelized Praline Sienna Spice\* French Roast\* Java\*

\* Premium Stains.

Stain colors are available with either matte or satin finishes. Rustic wood species will exhibit random knots & grain variation.

Stain with glaze colors available on some specialty wood species as well. See your dealer for samples.

NOTE: Due to printing processes, colors shown in brochure will vary from actual colors. Please make final color selections from actual samples.

**ALDER STAIN WITH GLAZE COLORS** (ALSO AVAILABLE AS RUSTIC ALDER)



Taupe with Black Golden with Mocha Praline with Mocha Sienna with Black Bourbon with Black Brandy\* with Black Spice\* with Black Thundercloud\* with Black Folkstone\* with Black

**CHERRY STAIN WITH GLAZE COLORS**



Sienna with Black Bourbon with Black Brandy\* with Black Bourdeaux\* with Black French Roast\* with Black Toffee\* with Black Thundercloud\* with Black Folkstone\* with Black

**MAPLE STAIN WITH GLAZE COLORS**




Autumn with Black Praline with Mocha Spice\* with Black

**RED OAK STAIN WITH GLAZE COLORS**



Bourbon with Black Brandy\* with Black Bourdeaux\* with Black Thundercloud\* with Black Folkstone\* with Black

Glaze  
Detailing





**PAINT WITH GLAZE COLORS**



White with Nickel    White with Taupe    Biscuit with Mocha    Biscuit with Taupe

**HEIRLOOM COLORS**



Veil    Lace    Candlelight    Meadow    Shadow


**VILLA COLLECTION COLORS\***



Sesame    Caraway    Saffron    Butterscotch    Hazelnut



Maize    Rosemary    Blue Corn    Chili Pepper    Licorice



**Villa Level I:** base color combination  
**Villa Level II:** adds sand thru detailing  
**Villa Level III:** adds sand thru detailing plus distressing (splits, edge rasping, and worm holes)


Paint, Heirloom and Villa colors come standard with matte finish.  
 \*Villa available in Alder and Rustic Alder only.

**PATTERNED LAMINATE (REVURB)**




Natural Cane    Zebrano    Wenge Woodline    Ebony

**TEXTURED LAMINATE (STRATA)**




Sculpted White    Sculpted Cardboard    Sculpted Storm    Sculpted Black

**GLOSS WOOD PATTERN FOIL (LIVELLO & VIRTELLO)**



Swiss Elm    Maria Rose    Wenge    Linear Graph


**THERMAL STRUCTURED SURFACE (TERRA)**



Beach    Clay    Barnside    Stone    Bark    Ash    Charcoal    Carbon    Canyon    Field    White    Red    Gray


**GLOSS LAMINATE (JAZZ)**

**THERMAL STRUCTURED SURFACE (FIRMA)**




Aspen    Driftwood    Prairie    Timber    Lodge

**GLOSS FOIL (LUCIDO)**



White    Antique    Steel    Olive    Red    Mineral    River Rock

**GLOSS ACRYLIC (LUSTRO)**



White    Ivory    Smoke    Glass Green    Champagne    Dark Gray    Graphite

**GLOSS WIRE PATTERN FOIL (COMO)**



Wired Mercury    Wired Cobalt    Wired Copper    Wired Bronze




Make it Easy and Organized  
with Belmont 1900 Storage Enhancements.






It's All in the Details ...







**STANDARD DRAWERS**

1. 5/8" solid Birch hardwood.
2. Satino is light-gray, powder-coated steel.

**OPTIONAL DRAWERS**

3. Heritage is 5/8" Alder hardwood.
4. Intivo is Double Side Wall Stainless Steel.

NOTE: All drawers feature full extension soft close undermount guides.

# Bellmont<sup>®</sup> 1900 series

cabinet co.

## Cabinet Construction

With Belmont 1900, choose your box construction material and choice of drawer. Our full access case construction maximizes storage space with wider drawers and unobstructed openings. For more details on construction and materials, visit our website at [www.bellmontcabinets.com](http://www.bellmontcabinets.com).

Solid wood dovetailed drawers featuring full extension soft close undermount guides.

3/4" thick full top on all base cabinets provides tremendous strength, rigidity, and support for heavy stone counter surfaces.



Full depth 3/4" thick adjustable shelves; steel shelf pins standard.

Soft close hinges.

3/4" cabinet construction, concealed hardwood dowel joinery. Multiple interior choices include solid color melamines, and option of wood grain melamines and Birch plywood.

Optional roll out drawer shown. Roll outs available in all drawer styles.

Sept 2013



**Bellmont Cabinet Company builds responsibly as active stewards of our environment.**

It's an extension of our holistic approach to business. Our manufacturing facility is certified as a member of the Environmental Stewardship Program administered by the Kitchen Cabinet Manufacturers Association. As members, we are required to meet or exceed stringent criteria in:

- Control of air quality and emission levels
- Use of 3rd party certified and sustainable woods
- Use of energy efficient machinery and processes
- Management of recycling waste materials
- Participation in local and international social stewardship



We are proud to utilize Environmentally Preferred Products for our standard case construction materials. These are particleboard panel materials that are 100% recycled or reclaimed content, and meet California Air Resource Board CARB II compliance; the strictest standards for formaldehyde emissions in the world.

**And a very important aspect of being green often overlooked is social responsibility.**

As a responsible builder of fine cabinetry, we have become stewards of our community, locally and beyond. We participate, physically and financially, in local outreach programs such as Habitat for Humanity and Vine Maple Place. We help build young lives with involvement in the Eagles Wings Youth Camp in Latvia. Through our association with Agros International, we sponsor and regularly send work teams to La Esperanza, a remote village in El Salvador; where we are helping build hope into the lives of families.

We view green manufacturing not as just the management and protection of our natural resources, but also the investment in the people of our company, the local community, and the world beyond.

To learn more, scan the QR tag or visit our website at [www.bellmontcabinets.com](http://www.bellmontcabinets.com).





# 1900 series